








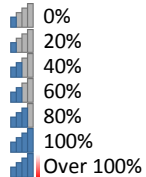


SHIRE OF MOORA
NOTES TO THE STATEMENT OF FINANCIAL ACTIVITY
For the Period Ended 31 May 2018

Note 13: Capital Acquisitions

Assets	Account	YTD Actual			Amended Budget			Strategic Reference / Comment
		New/Upgrade	Renewal	Total YTD	Annual Budget	YTD Budget	YTD Variance	
		\$	\$	\$	\$	\$	\$	
Transport								
 Moora Airstrip	33901	(68,835)	0	(68,835)	(200,839)	(184,096)	115,261	
Transport Total		(68,835)	0	(68,835)	(200,839)	(184,096)	115,261	
Public Facilities Total		(385,520)	(125,847)	(511,366)	(686,781)	(629,519)	118,153	
Roads (Non Town)								
Transport								
 Regional Road Group (Moora-Miling)	33910	0	(1,028,246)	(1,028,246)	(982,568)	(900,669)	(127,577)	
 Blackspot projects (Toodyay Bindi Bindi Road)	33911	0	(15,627)	(15,627)	0	0	(15,627)	
 Roads To Recovery (Barberton East Road)	33913	0	(619,671)	(619,671)	(634,030)	(581,185)	(38,486)	
 Rural Bitumen Roads (Dalwallinu West)	33919	0	(186,783)	(186,783)	(753,401)	(690,602)	503,819	
 Rural Regravelling Projects	33920	0	0	0	(224,364)	(205,601)	205,601	
Transport Total		0	(1,850,327)	(1,850,327)	(2,594,364)	(2,378,057)	527,730	
Roads (Non Town) Total		0	(1,850,327)	(1,850,327)	(2,594,364)	(2,378,057)	527,730	
Town Streets								
Transport								
 Mcpherson Street - Widen, Seal and Kerb	33917	0	(46,035)	(46,035)	(105,354)	(96,547)	50,512	
 Micro Surfacing Town Streets	33918	0	(626)	(626)	(75,662)	(69,333)	68,707	
 Padbury Street Upgrade	33915	0	(14,200)	(14,200)	(50,000)	(45,826)	31,626	
Transport Total		0	(60,861)	(60,861)	(231,015)	(211,706)	150,845	
Town Streets Total		0	(60,861)	(60,861)	(231,015)	(211,706)	150,845	
Capital Expenditure Total		(1,076,215)	(2,335,703)	(3,411,918)	(7,362,568)	(6,750,458)	3,338,540	

Level of Completion Indicators



Percentage YTD Actual to Annual Budget
Expenditure over budget highlighted in red.