

















































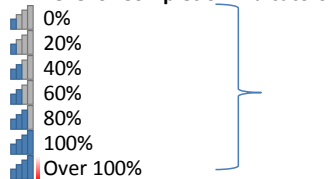




SHIRE OF MOORA  
NOTES TO THE STATEMENT OF FINANCIAL ACTIVITY  
For the Period Ended 31 October 2017

Note 13: Capital Acquisitions

Assets	Account	YTD Actual			Amended Budget			Strategic Reference / Comment
		New/Upgrade	Renewal	Total YTD	Annual Budget	YTD Budget	YTD Variance	
		\$	\$	\$	\$	\$	\$	
<b>Transport</b>								
 Moora Airstip	33901	24,484	0	24,484	(200,839)	(66,944)	91,428	
<b>Transport Total</b>		<b>24,484</b>	<b>0</b>	<b>24,484</b>	<b>(200,839)</b>	<b>(66,944)</b>	<b>91,428</b>	
 <b>Public Facilities Total</b>		<b>(129,647)</b>	<b>(70,502)</b>	<b>(200,149)</b>	<b>(680,781)</b>	<b>(226,912)</b>	<b>26,763</b>	
<b>Roads (Non Town)</b>								
<b>Transport</b>								
 Regional Road Group (Moora-Miling)	33910	0	(181,868)	(181,868)	(982,568)	(327,516)	145,648	
 Roads To Recovery (Barberton East Road)	33913	0	(1,830)	(1,830)	(634,030)	(211,340)	209,510	
 Rural Bitumen Roads (Dalwallinu West)	33919	0	(834)	(834)	(753,401)	(251,128)	250,294	
 Rural Regravelling Projects	33920	0	0	0	(224,364)	(74,764)	74,764	
<b>Transport Total</b>		<b>0</b>	<b>(184,532)</b>	<b>(184,532)</b>	<b>(2,594,364)</b>	<b>(864,748)</b>	<b>680,216</b>	
 <b>Roads (Non Town) Total</b>		<b>0</b>	<b>(184,532)</b>	<b>(184,532)</b>	<b>(2,594,364)</b>	<b>(864,748)</b>	<b>680,216</b>	
<b>Town Streets</b>								
<b>Transport</b>								
 Mcpherson Street - Widen, Seal and Kerb	33917	0	0	0	(105,354)	(35,108)	35,108	
 Micro Surfacing Town Streets	33918	0	0	0	(75,662)	(25,212)	25,212	
 Padbury Street Upgrade	33915	0	0	0	(50,000)	(16,664)	16,664	
<b>Transport Total</b>		<b>0</b>	<b>0</b>	<b>0</b>	<b>(231,015)</b>	<b>(76,984)</b>	<b>76,984</b>	
 <b>Town Streets Total</b>		<b>0</b>	<b>0</b>	<b>0</b>	<b>(231,015)</b>	<b>(76,984)</b>	<b>76,984</b>	
 <b>Capital Expenditure Total</b>		<b>(172,405)</b>	<b>(403,528)</b>	<b>(575,934)</b>	<b>(7,178,368)</b>	<b>(2,392,636)</b>	<b>1,816,702</b>	



Percentage YTD Actual to Annual Budget  
Expenditure over budget highlighted in red.