







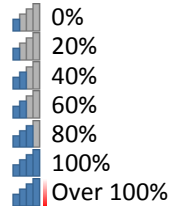


SHIRE OF MOORA
 NOTES TO THE STATEMENT OF FINANCIAL ACTIVITY
 For the Period Ended 31 July 2017

Note 13: Capital Acquisitions

Assets	Account	YTD Actual			Amended Budget			Strategic Reference / Comment	
		New/Upgrade	Renewal	Total YTD	Annual Budget	YTD Budget	YTD Variance		
		\$	\$	\$	\$	\$	\$		
Roads (Non Town)									
Transport									
	Regional Road Group (Moora-Miling)	33910	0	(918)	(918)	(982,568)	(81,879)	80,961	
	Roads To Recovery (Barberton East Road)	33913	0	(1,830)	(1,830)	(634,030)	(52,835)	51,005	
	Rural Bitumen Roads (Dalwallinu West)	33919	0	0	0	(753,401)	(62,782)	62,782	
	Rural Regravelling Projects	33920	0	0	0	(224,364)	(18,691)	18,691	
Transport Total			0	(2,748)	(2,748)	(2,594,364)	(216,187)	213,439	
	Roads (Non Town) Total		0	(2,748)	(2,748)	(2,594,364)	(216,187)	213,439	
Town Streets									
Transport									
	Mcpherson Street - Widen, Seal and Kerb	33917	0	0	0	(105,354)	(8,777)	8,777	
	Micro Surfacing Town Streets	33918	0	0	0	(75,662)	(6,303)	6,303	
	Padbury Street Upgrade	33915	0	0	0	(50,000)	(4,166)	4,166	
Transport Total			0	0	0	(231,015)	(19,246)	19,246	
	Town Streets Total		0	0	0	(231,015)	(19,246)	19,246	
Capital Expenditure Total			(142,751)	(26,610)	(169,361)	(7,178,368)	(598,159)	428,798	

Level of Completion Indicators



Percentage YTD Actual to Annual Budget
 Expenditure over budget highlighted in red.