







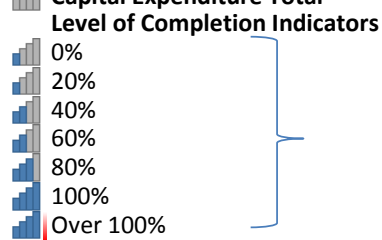


SHIRE OF MOORA
NOTES TO THE STATEMENT OF FINANCIAL ACTIVITY
For the Period Ended 31 August 2017

Note 13: Capital Acquisitions

| Assets | Account | YTD Actual | | | Amended Budget | | | Strategic Reference / Comment |
|---|---------|------------------|-----------------|------------------|--------------------|--------------------|-----------------|-------------------------------|
| | | New/Upgrade | Renewal | Total YTD | Annual Budget | YTD Budget | YTD Variance | |
| | | \$ | \$ | \$ | \$ | \$ | \$ | |
| Transport | | | | | | | | |
|  Moora Airstip | 33901 | 0 | 0 | 0 | (200,839) | (33,472) | 33,472 | |
| Transport Total | | 0 | 0 | 0 | (200,839) | (33,472) | 33,472 | |
| Public Facilities Total | | (142,711) | (25,773) | (168,483) | (680,781) | (113,456) | (55,027) | |
| Roads (Non Town) | | | | | | | | |
| Transport | | | | | | | | |
|  Regional Road Group (Moora-Miling) | 33910 | 0 | (3,918) | (3,918) | (982,568) | (163,758) | 159,840 | |
|  Roads To Recovery (Barberton East Road) | 33913 | 0 | (1,830) | (1,830) | (634,030) | (105,670) | 103,840 | |
|  Rural Bitumen Roads (Dalwallinu West) | 33919 | 0 | (750) | (750) | (753,401) | (125,564) | 124,814 | |
|  Rural Regravelling Projects | 33920 | 0 | 0 | 0 | (224,364) | (37,382) | 37,382 | |
| Transport Total | | 0 | (6,498) | (6,498) | (2,594,364) | (432,374) | 425,876 | |
| Roads (Non Town) Total | | 0 | (6,498) | (6,498) | (2,594,364) | (432,374) | 425,876 | |
| Town Streets | | | | | | | | |
| Transport | | | | | | | | |
|  Mcpherson Street - Widen, Seal and Kerb | 33917 | 0 | 0 | 0 | (105,354) | (17,554) | 17,554 | |
|  Micro Surfacing Town Streets | 33918 | 0 | 0 | 0 | (75,662) | (12,606) | 12,606 | |
|  Padbury Street Upgrade | 33915 | 0 | 0 | 0 | (50,000) | (8,332) | 8,332 | |
| Transport Total | | 0 | 0 | 0 | (231,015) | (38,492) | 38,492 | |
| Town Streets Total | | 0 | 0 | 0 | (231,015) | (38,492) | 38,492 | |
| Capital Expenditure Total | | (148,765) | (70,330) | (219,095) | (7,178,368) | (1,196,318) | 977,223 | |



Percentage YTD Actual to Annual Budget
Expenditure over budget highlighted in red.