





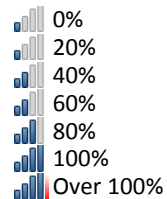


SHIRE OF MOORA
NOTES TO THE STATEMENT OF FINANCIAL ACTIVITY
For the Period Ended 30 April 2016

Note 13: Capital Acquisitions

| Assets | Account | YTD Actual | | | Amended Budget | | | Strategic Reference / Comment |
|--|---------|------------------|------------------|------------------|--------------------|------------------|----------------|-------------------------------|
| | | New/Upgrade | Renewal | Total YTD | Annual Budget | YTD Budget | YTD Variance | |
| | | \$ | \$ | \$ | \$ | \$ | \$ | |
| Other Property | | | | | | | | |
|  Remediation of Contamination - Depot | 35951 | 0 | 0 | 0 | (30,000) | (5,000) | 5,000 | |
| Other Property Total | | 0 | 0 | 0 | (30,000) | (5,000) | 5,000 | |
| Public Facilities Total | | (109,169) | 0 | (109,169) | (835,823) | (139,290) | 30,121 | |
| Roads (Non Town) | | | | | | | | |
| Transport | | | | | | | | |
|  Regional Road Group (Moora-Miling/Merewana) | 33910 | 0 | (133,654) | (133,654) | (1,216,202) | (202,692) | 69,038 | |
|  Black Spot (Toodyay - Bindi Bindi/Merewana) | 33911 | 0 | 0 | 0 | (233,467) | (38,902) | 38,902 | |
|  Roads To Recovery (Dalwallinu West/Airstrip) | 33913 | 0 | (29,932) | (29,932) | (952,313) | (158,710) | 128,778 | |
| Transport Total | | 0 | (163,585) | (163,585) | (2,401,982) | (400,304) | 236,719 | |
| Roads (Non Town) Total | | 0 | (163,585) | (163,585) | (2,401,982) | (400,304) | 236,719 | |
| Town Streets | | | | | | | | |
| Transport | | | | | | | | |
|  Mcpherson Street - Widen, Seal and Kerb | 33917 | 0 | 0 | 0 | (80,905) | (13,482) | 13,482 | |
|  Micro Surfacing Town Streets | 33918 | 0 | (401) | (401) | (403,826) | (67,302) | 66,901 | |
| Transport Total | | 0 | (401) | (401) | (484,731) | (80,784) | 80,383 | |
| Town Streets Total | | 0 | (401) | (401) | (484,731) | (80,784) | 80,383 | |
| Capital Expenditure Total | | (155,355) | (255,671) | (411,026) | (6,556,722) | (963,560) | 552,534 | |

Level of Completion Indicators



Percentage YTD Actual to Annual Budget
Expenditure over budget highlighted in red.